











Stitch overview

Direct selection - utility stitches








● = Engage IDT™ system











Stitch	No.	Name	Description
	0	Straight stitch	For seaming and topstitching. Select from 29 different needle positions. <i>Note: This stitch makes a stronger tie-off than stitch 17.</i>
	1	Stretch triple straight stitch	Reinforced seam. Topstitching.
	2	Zigzag stitch	Reinforce seams, clean finish, stretch sewing, lace insertion.
	3	Zigzag stitch	Reinforce seams, clean finish, stretch sewing.
	4	Z-zigzag stitch	Appliqué, couching, eyelets.
	5	Stretch triple zigzag stitch	Elastic stitch for decorative hems or topstitching.
	6	Three-step zigzag stitch	Sewing elastic, darning, patching.
	7	Honeycomb stitch	Decorative stitch for stretch fabrics and hems. Also used with elastic thread in the bobbin.
	8	Bridging stitch	Joining fabrics and quilt batting, decorative stitch for quilting, hemstitching.
	9	Foundation elastic stitch	Joining stitch for undergarments, terry cloth, leather, bulky fabrics where overlapping the seams.

Pattern selection

Utility stitches

























● = Engage IDT™ system

Stitch	No.	Name	Description
	00	Crosshem stitch	Elastic decorative hem for stretch fabrics.
	01	Blindhem stitch	Sewing blindhems on woven fabrics.
	02	Elastic blindhem stitch	Sewing blindhems on stretch fabrics.
	03	Stretch tricot stitch	Sewing seams on stretch fabrics.
	04	Closed overlock	Seam and overcast stretch fabrics in one step.
	05	Standard overcast	Seam and overcast stretch fabrics in one step with reinforced edge.
	06	Closed overlock	Seam and overcast stretch fabrics in one step.

Stitch	No.	Name	Description
	07	Linen buttonhole	Buttonhole for blouses, shirts and linen.
	08	Standard buttonhole	Basic buttonhole for blouses, shirts and jackets. Also for pillowcases.
	09	Rounded buttonhole with lengthwise tack	Buttonhole for garments.
	10	Eyelet buttonhole with lengthwise tack	Tailors buttonhole for jackets and trousers.
	11	Rounded buttonhole	Buttonhole for light garments or jackets.
	12	Stretch buttonhole	Buttonhole for stretch fabrics.
	13	Button sewing	Sew on buttons or tacking.
	14	Eyelet	Heirloom sewing decorative trim.
	15	Programmable darning stitch	Darning holes or damaged fabric.
	16	Bartack	Automatically reinforce seams and pockets.













● = Engage IDT™ system

Quilt stitches

Stitch																								
No.	17*	18	19	20	21	22	23	24	25	26	27	28	29	30	31	32	33	34	35	36	37	38	39	40














* Stitch 17 is sewn with monofilament needle thread and increased thread tension to create a handlook effect.

Needle art stitches





























Stitch												
No.	41	42	43	44**	45**	46**	47	48	49	50	51	52

** Stitches 44, 45 and 46 are sewn with a wing needle for best result.

Satin stitches







Stitch													
No.	53	54	55	56	57	58	59	60	61	62	63	64	65

Decorative stitches

Stitch														
No.	66	67	68	69	70	71	72	73	74	75	76	77	78	79
Stitch														
No.	80	81	82	83	84	85	86	87	88	89	90	91	92	93

Sewing techniques stitches

● = Engage IDT™ system

Stitch	No.	Name	Description
	94	Beading stitch, 4-6mm	For sewing on pearls, beads etc. Requires optional Beading Foot. (Part number 820605-096)
	95	Beading stitch, 2-4mm	For sewing on pearls, beads etc. Requires optional Beading Foot. (Part number 820604-096)
	96	Candlewicking	Create the look of hand embroidered French knots. Requires optional Candlewicking Foot w/IDT™ system. (Part number: 820613-096.)
	97	Candlewicking	Create the look of hand embroidered French knots. Requires optional Candlewicking Foot w/IDT™ system. (Part number: 820613-096.)
	98	Joining and edging stitch	For joining two pieces of fabric. Requires optional Join and Fold Edging Foot w/IDT™ system. (Part number 820931-096.)
	99	Joining and edging stitch	For joining two pieces of fabric. Requires optional Join and Fold Edging Foot w/IDT™ system. (Part number 820931-096.)

Alphabet

Stitch	A	B	C	D	E	F	G	H	I	J	K	L	M	N	O	P	Q
No.	00	01	02	03	04	05	06	07	08	09	10	11	12	13	14	15	16

Stitch	R	S	T	U	V	W	X	Y	Z	À	Ä	Ö	Ü	Β	Æ	Ø	Œ
No.	17	18	19	20	21	22	23	24	25	26	27	28	29	30	31	32	33

Stitch	É	Ñ	Ç	Ğ	İ	Ş		0	1	2	3	4	5	6	7	8	9
No.	34	35	36	37	38	39		40	41	42	43	44	45	46	47	48	49

Stitch	А	Б	В	Г	Д	Е	Ё	Ж	З	И	Й	К	Л	М	Н	О	П
No.	50	51	52	53	54	55	56	57	58	59	60	61	62	63	64	65	66

Stitch	Р	С	Т	У	Ф	Х	Ц	Ч	Ш	Щ	Ъ	Ы	Ь	Э	Ю	Я
No.	67	68	69	70	71	72	73	74	75	76	77	78	79	80	81	82

Stitch	└	■	☞	⚡	?	⌋	:	-	/	\	+	=	%	&	§	\$	€
No.	83	84	85	86	87	88	89	90	91	92	93	94	95	96	97	98	99