











































Stitch overview

Utility stitches

Stitch	Stitch number		Name	Description
	4.2	3.5		
	1	1	Straight stitch	For seaming and topstitching. Select from 37 different needle positions. <i>Note: This stitch makes a stronger tie-off than stitch 52 (4.2) / 43 (3.5).</i>
	2	2	Stretch triple straight stitch	Reinforced seam. Topstitching.
	3	3	Straight stitch reverse	Sew continuous reverse.
	4	4	Basting stitch	For basting projects together. Single stitch used for basting. You determine the length of stitch manually.
	5	5	Zig Zag stitch	Reinforce seams, clean finish, stretch sewing, lace insertion.
	6	6	Zig Zag stitch	Reinforce seams, clean finish, stretch sewing.
	7	7	Z-Zig Zag stitch	Appliqué, couching, eyelets.
	8	8	Stretch triple Zig Zag stitch	Elastic stitch for decorative hems or topstitching.
	9	9	Three-step Zig Zag stitch	Sewing elastic, darning, patching and decorative sewing.
	10	10	Elastic stitch	Sewing elastic, darning, patching.
	11	11	Triple stretch stitch	Sewing elastic, darning, patching and decorative sewing.
	12	12	Honeycomb stitch	Decorative stitch for stretch fabrics and hems. Also used with elastic thread in the bobbin.
	13	13	Bridging stitch	Joining fabrics and quilt batting, decorative stitch for quilting, hemstitching.
	14	14	Foundation elastic stitch	Joining stitch for undergarments, terry cloth, leather, bulky fabrics where overlapping the seams.
	15	15	Crosshem stitch	Elastic decorative hem for stretch fabrics.
	16	16	Blindhem stitch	Sewing blindhems on woven fabrics.
	17	17	Elastic blindhem stitch	Sewing blindhems on stretch fabrics.
	18	18	Stretch tricot stitch	Sewing seams on stretch fabrics.
	19	19	Closed overlock	Seam and overcast stretch fabrics in one step.
	20	–	Closed overlock	Seam and overcast in one step.
	21	20	Closed overlock	Seam and overcast in one step with reinforced edge.
	22	21	Standard overcast	Seam and overcast stretch fabrics in one step with reinforced edge.
	23	–	Overlock	Seam and overcast stretch fabrics in one step.

Stitch	Stitch number		Name	Description
	4.2	3.5		
	24	22	Overlock	Elastic decorative hem for stretch fabrics.
	25	23	Closed overlock	Seam and overcast in one step, patch, hem.
	26	24	Stretch knit overlock	Seam and overcast stretch fabrics in one step.
	27	–	Reinforced overlock	Seam and overcast stretch fabrics in one step and reinforce.
	28	–	Finished edge overlock	Seam and overcast stretch fabrics in one step with reinforced edge.
	29	25	Mock cover hem	Create the look of a serger cover hem for stretch fabrics.
	30	26	Open overlock blindhem	Create decorative overlock blindhem for woven fabrics.
	31	–	Closed overlock blindhem	Create decorative overlock blindhem for woven fabrics.
	32	27	Linen buttonhole	Buttonhole for blouses, shirts and linen.
	33	28	Standard buttonhole	Basic buttonhole for blouses, shirts and jackets. Also for pillowcases.
	34	29	Rounded buttonhole with pointed tack	Buttonhole for garments.
	35	30	Rounded buttonhole with lengthwise tack	Buttonhole for garments.
	36	31	Eyelet buttonhole with pointed tack	Tailors buttonhole or decorative buttonhole.
	37	32	Eyelet buttonhole with lengthwise tack	Tailors buttonhole for jackets and trousers.
	38	33	Rounded buttonhole	Buttonhole for light garments or jackets.
	39	34	Stretch buttonhole	Buttonhole for stretch fabrics.
	40	–	Cross stitch buttonhole	Decorative buttonhole.
	41	–	Decorative eyelet buttonhole	Decorative buttonhole for jackets.
	42	–	Heirloom round buttonhole with pointed tack	Decorative heirloom buttonhole.
	43	35	Bound buttonhole	With extra cutting space for bound buttonhole (straight stitch).
	44	36	Button sewing	Sew on buttons or tacking.
	45	37	Eyelet	Heirloom sewing decorative trim.
	46	38	Programmable darning stitch	Darning holes or damaged fabric.
	47	39	Programmable reinforced darning stitch	Reinforced darning holes or damaged fabric.

Stitch	Stitch number		Name	Description
	4.2	3.5		
	48	40	Bartack	Automatically reinforce seams and pockets.
	49	41	Denim bartack	Automatically reinforce seams and pockets decoratively.
	50	42	Decorative bartack	Automatically reinforce seams and pockets decoratively.
	51	–	Cross bartack	Automatically reinforce seams and pockets.

Quilt stitches

Stitch																																																
4.2	52*	53	54	55	56	57	58	59	60	61	62	63	64	65	66	67	68	69	70	71	72	73	74	75																								
3.5	43*	44	45	46	47	48	49	50	51	–	52	–	53	–	54	55	–	56	57	58	59	–	60	–																								

Stitch																																																
4.2	76	77	78	79	80	81	82	83	84	85	86	87	88	89	90	91	92	93	94	95	96	97	98																									
3.5	61	62	–	–	63	–	64	65	66	–	67	–	68	69	–	70	71	72	73	–	–	–	74																									

Needle art stitches

Stitch																																																		
4.2	99	100	101	102	103	104	105	106	107	108	109	110	111	112	113	114	115	116	117	118	119	120	121	122																										
3.5	75	76	77	78	–	79	80	81	82	83	–	84	85	–	86	87	88	89	90	91	92	93	94	–																										

Stitch																													
4.2	123	124	125	126	127	128	129	130	131	132	133	134	135	136															
3.5	95	96	97	–	98	99	100	101	102	103	104	105	106	107															

Decorative stitches

Stitch																																																	
4.2	137	138	139	140	141	142	143	144	145	146	147	148	149	150	151	152	153	154	155	156	157	158	159	160																									
3.5	108	109	110	111	112	113	114	115	116	117	–	118	119	120	121	122	123	124	125	126	127	128	129	130																									

Stitch																																																		
4.2	161	162	163	164	165	166	167	168	169	170	171	172	173	174	175	176	177	178	179	180	181	182	183	184																										
3.5	–	–	131	132	133	134	135	136	–	137	138	139	140	141	142	143	144	145	146	–	147	148	149	150																										

Stitch																																																				
4.2	185	186	187	188	189	190	191	192	193	194	195	196	197	198	199	200	201	202	203	204	205	206	207	208																												
3.5	151	152	153	154	155	156	157	158	159	–	160	161	162	163	164	–	165	166	–	167	168	–	169	170																												

* This stitch makes a more decorative tie-off than stitch 1.

Stitch																							
4.2	209	210	211	212	213	214	215	216	217	218	219	220	221	222	223	224	225	226	227	228	229	230	231
3.5	171	172	173	174	–	175	176	177	178	179	180	181	182	183	184	185	186	187	188	189	190	191	192

Stitch																							
4.2	232	233 ¹	234 ¹	235 ¹	236 ¹	237 ²	238 ³	239 ⁴	240 ⁵	241 ⁵	242 ⁶	243 ⁶	244	245	246	247	248	249	250	251	252	253	254
3.5	193	194 ¹	195 ¹	196 ¹	197 ¹	198 ²	199 ³	200 ⁴	201 ⁵	202 ⁵	203 ⁶	204 ⁶	–	–	–	–	–	–	–	–	–	–	–

¹ Requires optional Candlewicking Foot w/IDT™ system (Part number 820613-096).

² Requires optional Beading Foot 6mm (Part number 820605-096).

³ Requires optional Beading Foot 4mm (Part number 820604-096).

⁴ Requires optional Bi-level Topstitch Foot w/IDT™ system (Part number 820676-096).

⁵ Requires optional Three Hole yarn Foot w/IDT™ system (Part number 820920-096).

⁶ Requires optional Join and Fold Edging Foot w/IDT™ system (Part number 820931-096).

Alphabets

Comic (3.5 & 4.2)

ABCDEFGHIJKLMNOPQRSTUVWXYZ
 abcdefghijklmnopqrstuvwxyz
 0123456789.,:;-+=%/*°~`~'~"~
 ÅÄÖÜÆÇÈÉÊËËÑ\$§ß&?|!¡–
 ãàáâãäåèéêëìíîïðóôõöøæœøùúûüçñ
 © ®

Cyrillic (3.5 & 4.2*)

АБВГДЕЖЗИЙКЛМНОПРСТУФХ
 ЦЧШЩЬЫЬЭЮЯ
 абвгдежзийклмнопрстуфхцчшщъы
 ьэюя
 0123456789ë\|/©%.:;`´*='!-+.,.-

Outline (4.2**)

A B C D E F G H I J K L M N O P Q R S T U V
 W X Y Z
 0 1 2 3 4 5 6 7 8 9 . . : - A A ' O ' U ' A E Ø E Ñ
 & ? ! –

* Only in russian quilt expression™ 4.2 sewing machine.

** Not included in russian quilt expression™ 4.2 sewing machine.