

























































Stitch	Stitch number	Name	Description
	1.1.1	Straight stitch	For seaming and topstitching. Select from 37 different needle positions.
	1.1.2	Stretch triple straight stitch	Reinforced seam. Topstitching.
	1.1.3	Straight stitch reverse	Sew continuous reverse.
	1.1.4	Basting stitch	Single stitch used for basting. You determine the length of the stitch manually.
	1.1.5	Zigzag stitch	Reinforce seams, clean finish, stretch sewing, lace insertion.
	1.1.6	Zigzag stitch, right or left needle position	Reinforce seams, clean finish, stretch sewing.
	1.1.7	Z-zigzag stitch	Applique, couching, eyelets.
	1.1.8	Stretch triple zigzag stitch	Elastic stitch for decorative hems or topstitching.
	1.1.9	Three-step zigzag stitch	Sewing elastic, darning, patching.
	1.1.10	Elastic stitch	Sewing elastic, darning, patching.
	1.1.11	Triple stretch stitch	Sewing elastic, darning, patching and decorative sewing.
	1.1.12	Honeycomb stitch	Decorative stitch for stretch fabrics and hems. Also used with elastic thread in the bobbin.
	1.1.13	Bridging stitch	Joining fabrics and quilt batting, decorative stitch for quilting, hemstitching.
	1.1.14	Foundation elastic stitch	Joining stitch for undergarments, terry cloth, leather, bulky fabrics where overlapping the seams.
	1.1.15	Crosshem stitch	Elastic decorative hem for stretch fabrics.
	1.1.16	Blindhem stitch	Sewing blindhems on woven fabrics.
	1.1.17	Elastic blindhem stitch	Sewing blindhems on stretch fabrics.
	1.1.18	Stretch tricot stitch	Sewing seams on stretch fabrics.
	1.2.1	Closed overlock	Seam and overcast stretch fabrics in one step.

	1.2.2	Closed overlock	Seam and overcast in one step.
	1.2.3	Closed overlock	Seam and overcast in one step with reinforced edge.
	1.2.4	Elastic overcast	Seam and overcast stretch fabrics in one step.
	1.2.5	Standard overcast	Seam and overcast stretch fabrics in one step with reinforced edge.
	1.2.6	Overlock	Seam and overcast stretch fabrics in one step.
	1.2.7	Light knit fabric patching	Seam and overcast stretch fabrics in one step, patch, hem.
	1.2.8	Closed overlock	Seam and overcast in one step, patch, hem.
	1.2.9	Stretch knit overlock	Seam and overcast stretch fabrics in one step.
	1.2.10	Reinforced overlock	Seam and overcast stretch fabrics in one step and reinforce.
	1.2.11	Finished edge overlock	Seam and overcast stretch fabrics in one step with reinforced edge.
	1.2.12	Overlock	Seam and overcast stretch fabrics in one step.
	1.2.13	Mock cover hem	Create the look of a serger cover hem for stretch fabrics.
	1.2.14	Mock cover hem	Create the look of a serger cover hem for stretch fabrics.
	1.2.15	Open overlock blindhem	Create decorative overlock blindhem for woven fabrics.
	1.2.16	Closed overlock blindhem	Create decorative overlock blindhem for stretch fabrics.
	1.3.1	Linen buttonhole	Buttonhole for blouses, shirts and linen.
	1.3.2	Standard buttonhole	Basic buttonhole for blouses, shirts and jackets. Also for pillowcases.
	1.3.3	Stretch buttonhole	Buttonhole for stretch fabrics.
	1.3.4	Cross stitch buttonhole	Decorative buttonhole.

	1.3.5	Rounded buttonhole with pointed tack	Buttonhole for garments.
	1.3.6	Rounded buttonhole with lengthwise tack	Buttonhole for garments.
	1.3.7	Rounded buttonhole with crosswise tack	Buttonhole for garments.
	1.3.8	Eyelet buttonhole with pointed tack	Tailors buttonhole or decorative buttonhole.
	1.3.9	Eyelet buttonhole with lengthwise tack	Tailors buttonhole for jackets and trousers.
	1.3.10	Professional eyelet buttonhole	Professional tailors buttonhole for jackets and trousers.
	1.3.11	Rounded buttonhole	Buttonhole for light garments or jackets.
	1.3.12	Decorative buttonhole with triangle tack	Decorative buttonhole.
	1.3.13	Decorative buttonhole	Decorative buttonhole.
	1.3.14	Decorative eyelet buttonhole	Decorative buttonhole for jackets.
	1.3.15	Decorative eyelet buttonhole	Decorative buttonhole for jackets.
	1.3.16	Heirloom eyelet buttonhole	Decorative heirloom buttonhole.
	1.3.17	Heirloom round buttonhole	Decorative heirloom buttonhole.
	1.3.18	Heirloom round buttonhole with pointed tack	Decorative heirloom buttonhole.
	1.3.19	Button sewing	Sew on buttons or tacking.
	1.4.1	Eyelet	Heirloom sewing decorative trim.
	1.4.2	Decorative eyelet	Heirloom sewing decorative trim.
	1.4.3	Decorative eyelet	Heirloom sewing decorative trim.
	1.4.4	Decorative eyelet	Heirloom sewing decorative trim.

	1.4.5	Decorative eyelet	Heirloom sewing decorative trim.
	1.4.6	Decorative eyelet	Heirloom sewing decorative trim.
	1.5.1	Programmable darning stitch	Darning holes or damaged fabric.
	1.5.2	Programmable reinforced darning stitch	Reinforced darning holes or damaged fabric.
	1.5.3	Bartack	Automatically reinforce seams and pockets.
	1.5.4	Denim bartack	Automatically reinforce seams and pockets decoratively.
	1.5.5	Decorative bartack	Automatically reinforce seams and pockets decoratively.
	1.5.6	Cross bartack	Automatically reinforce seams and pockets.
	1.5.7	Decorative tack	Automatically reinforce seams and pockets.
	1.5.8	Decorative tack	Automatically decorative topper for seams and pockets.
	1.5.9	Decorative tack	Automatically reinforce seams and pockets.